

# Burlington®

Welcome to the Bathroom Brands Technical Whitebook



[Home](#) > [Whitebook](#) > [Accessories](#) > [Towel rails](#) > Angled rail with soap basket - right hand

## Angled rail with soap basket - right hand



### As Shown

A53 CHR Angled rail with soap basket - right hand

### Colour

A53 CHR - rail - chrome

### Material

A53 CHR - rail - brass

### Size

A53 CHR - 435 x 201 x 124mm

### Nett Weight

A53 CHR - rail - 0.8kg

### Gross Weight Including Packaging

A53 CHR - rail - 1.34kg

### Packed Dimension

A53 CHR - 210 x 130 x 450 = 0.0123 m3

### Guarantee

15 year guarantee\*

[\\*Full terms & conditions here](#)

### Standards Information

A53 CHR - WRAS Not Applicable

BS EN248:2002

### Additional Information

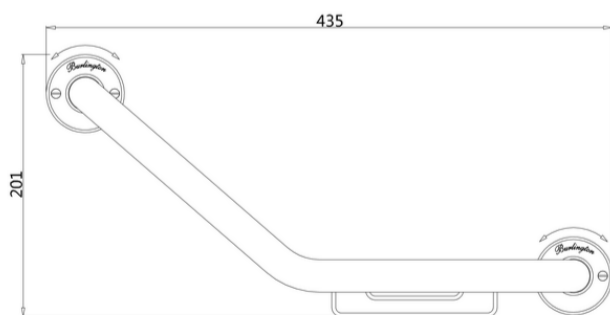
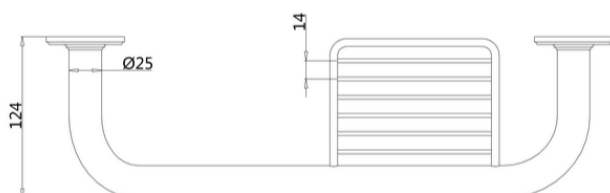
Supplied with an extra chrome plated domed screw.



[Spare parts \(click to display spare parts for this product\)](#)



### Downloads

Instructions - PDF - A53 CHR (English)	
Instructions - PDF - A53 CHR (French)	
2D CAD-File - DWG - A53 CHR	
2D Drawing - PDF - A53 CHR	
3D DWG - File - DWG - A53 CHR	
3D DXF - File - DXF - A53 CHR	
3D IGS - File - IGS - A53 CHR	
3D RFA BIMM Objects - File - RFA - A53 CHR	
Cutout image 1 -	jpg



 Cutout image 2 - 

pending.

\* Please note that some of the drawings might not be drawn to scale. Please refer to actual dimensions marked on the drawings.