

# Burlington®

Welcome to the Bathroom Brands Technical Whitebook



[Home](#) > [Whitebook](#) > [Radiators](#) > Bloomsbury radiator

## Bloomsbury radiator



### As Shown

R2 CHR Bloomsbury

shown with the summer heating kit

### Colour

R2 CHR - radiator - chrome

### Material

R2 CHR - radiator - steel

### Size

R2 CHR - 235 x 497 x 950mm

### Nett Weight

R2 CHR - radiator - 12.54kg

### Gross Weight Including Packaging

R2 CHR - radiator - 13.54kg

### Packed Dimension

R2 CHR - 980 x 570 x 130 = 0.0726 m3

### Guarantee

5 year guarantee\*

[\\*Full terms & conditions here](#)

### Standards Information

R2 CHR - WRAS Not Applicable

BS EN 442-1:2015

BS EN 442-2:2015

BS EN 248:2002

## Product Options

### Radiator Options



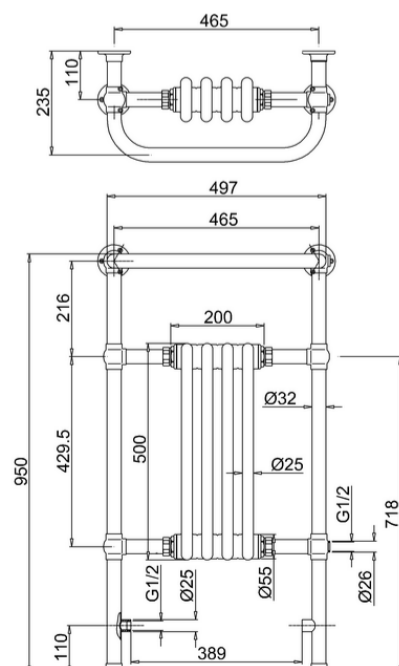
[White & Chrome](#)



[Black & Chrome](#)



[White & Nickel](#)



### Additional Information

for technical information on the summer heating kit please refer to the summer heating kit section

Diameter of tubes is 32mm.

Output:1613 BTUs/387 watts ( $\Delta T=50^{\circ}C$ )

Distance from wall to the rail is 110mm.

Fill the radiator approximately 90% (4.5L) with an anti-rust mixture if the radiator is to be used for electric heating only (not connected to a central heating system)

Includes all brackets and fixings.

High quality chrome plated finish.

Valves are required. These are not included.

Designed to be plumbed into your central heating system.

Operating pressure up to 8 bar.(Certified by BEN N.L.)

Maximum working temperature:95°C

310mm plumbing pipe centers

### Compatible Products




















R6 CHR - Angled radiator valves chrome

R9 CHR - 250W Summer electric heating kit for Bloomsbury

[Spare parts \(click to display spare parts for this product\)](#)



### Downloads

-  Instructions - PDF - R2 CHR (English) 
-  Instructions - PDF - R2 CHR (French) 
-  2D CAD-File - DWG - R2 CHR 
-  2D Drawing - PDF - R2 CHR 
-  3D DWG - File - DWG - R2 CHR 
-  3D DXF - File - DXF - R2 CHR 
-  3D IGS - File - IGS - R2 CHR 
-  3D RFA BIMM Objects - File - RFA - R2 CHR 
-  Cutout image 1 -  pending. tiff 

\* Please note that some of the drawings might not be drawn to scale. Please refer to actual dimensions marked on the drawings.