

# Burlington®

Welcome to the Bathroom Brands Technical Whitebook



[Home](#) > [Whitebook](#) > [Basins](#) > Georgian 58cm marble top

## Georgian 58cm marble top



### As Shown

G1 2TH Carrara marble slab with basin 2TH  
T43 WHI White aluminium basin stand

### Colour

G1 2TH - basin - carrara marble  
T43 WHI - wash stand - white

### Material

G1 2TH - basin - marble  
T43 WHI - wash stand - cast brushed aluminium/glass

### Size

G1 2TH - 650 x 575 x 20mm  
T43 WHI - 780 x 460 x 100mm

### Nett Weight

G1 2TH - basin - 26.2kg  
T43 WHI - wash stand - 10.45kg

### Gross Weight Including Packaging

G1 2TH - basin - 30kg  
T43 WHI - wash stand - 12.65kg

### Packed Dimension

G1 2TH - 740 x 677 x 305 = 0.1528 m<sup>3</sup>  
T43 WHI - 800 x 475 x 125 = 0.0475 m<sup>3</sup>

### Tap Hole Options

1,2 or 3

### Guarantee

10 year guarantee\*

[\\*Full terms & conditions here](#)

### Standards Information

G1 2TH - WRAS Not Applicable  
T43 WHI - WRAS Not Applicable  
N/A

### Additional Information

This product is provided with splashbacks and sides in the same box. Please note that when ordering the basin in a 2TH option it will be supplied with a small chain stay hole for the plug and chain. To order the correct tap hole configuration simply use 1TH, 2TH or 3TH at the end of the basin product code.

[Spare parts \(click to display spare parts for this product\)](#)



### Downloads

[Instructions - PDF - T43 WHI \(English\)](#)



## Product Options

### stand options



with wash stand




with aluminium stand:  
brushed ali




with aluminium stand:  
black




with aluminium stand:  
white

- [📖 Instructions - PDF - G1 2TH \(English\)](#) 


---

- [📖 Instructions - PDF - T43 WHI \(French\)](#) 


---

- [📖 Instructions - PDF - G1 2TH \(French\)](#) 


---

- [📖 3D DWG - File - DWG - G1 2TH T43 WHI](#) 


---

- [📖 3D DXF - File - DXF - G1 2TH T43 WHI](#) 


---

- [📖 3D IGS - File - IGS - G1 2TH T43 WHI](#) 


---

- [📖 3D RFA BIMM Objects - File - RFA - G1 2TH T43 WHI](#) 



---

- [📖 Cutout image 1 - !\[\]\(70b9adae95aa76ce55f26a9fb944efce\_img.jpg\)](#) jpg 

---

- [📖 Cutout image 2 - !\[\]\(6ed942f5426e79452fae08b09c55d70a\_img.jpg\)](#) jpg 

---

- [📖 Cutout image 3 - !\[\]\(ac644161d49341d629aea2711a2e6e9e\_img.jpg\)](#) jpg  tiff 

\* Please note that some of the drawings might not be drawn to scale. Please refer to actual dimensions marked on the drawings.